



Miller
Since 1899

NITRO 5000 & 6000 SERIES
North America



THE MILLER COMMITMENT

Miller has been dedicated to making customers more productive since 1899, and our latest generation of Nitro sprayers is no exception. Climb aboard and step into the next level of spraying innovation.

SIT BACK AND RELAX

Miller Nitro SprayView cabs combine comfort with control. The results are obvious. Whether you choose the standard or premium SprayView cab, the hours you'll spend inside will not seem quite as grueling. From your comfortable vantage point, you'll confidently see everything you need to without the strain of looking over your shoulder, and the rear-mounted engine reduces noise for even more comfort.





Adding the finishing touch on a great Miller sprayer.

TIME TO TAKE CHARGE

Both the standard and premium SprayView cabs provide the controls you need right at your fingertips. The control center is designed to be uncluttered, ergonomic, and easy to master. The Miller Systems Monitor touch screen allows you to control the reversing fan and electric rinse options, foam marker, engine diagnostics, and more.

Regardless of which cab you choose, you will appreciate the sophisticated air-ride suspension, an instructor's seat, charcoal cab filtration, and more.

PREMIUM CAB FOR A PREMIUM SPRAYER

Upgrade to the premium cab to enjoy additional comfort. It includes a Grammer Evolution suede leather, heated and ventilated seat with air-ride suspension and head rest, a leather-wrapped steering wheel, auto climate control, Bluetooth™ XM radio, X Mount for your cell phone, rear view camera and more!



SEE YOUR WORLD

Without ever looking back.



SAVING YOUR NECK

With the Nitro front boom, you can confidently see your work. Visibility and sight lines are so good you'll see every nozzle, from tip to tip. No guesswork or wondering if all is well, and no craning your neck to see what's happening behind you. By the end of your long days, you won't be feeling the worse for wear.

STANDING TALL

Keeping you productive means letting you work as long as you need to—including late into the season. That's why the Nitro features over six feet of clearance. Since your goal is minimum crop damage while spraying, clearance is critical, as are other Nitro features, such as its even weight distribution, outstanding traction and tight-turning radius. So many variables factor into your productivity calculations. The Nitro tackles them all.



GET ABOVE IT ALL
*All-season productivity with
over 6 feet of clearance*




- 1 Cummins Engine
- 2 Cooling System
- 3 Final Drives
- 4 Weight Distribution

TURN ON A DIME

4-wheel steer option—the ultimate in maneuverability



With the 4-wheel steer option, you'll have the tightest turning radius in the business. With front and rear wheels following the same track, crop damage is minimized and headland turning is a snap.



1

Powerful, efficient Cummins Tier 4B engines provide not just power, but peace of mind, too.

2

Single-pass cooling system for better efficiency, cooler air flow and easy cleaning.

GAIN TRACTION

Stop spinning your wheels and minimize soil compaction, too.

3

Direct Drive system on the 5000 series includes: Manual Transmission Control, filtered and cooled oil going through entire drive motor on a continual basis.

4

Major components carefully placed, so weight distribution is within 4% of 50-50 balance during spraying.

Planetary Drive system on the 6000 series includes: Electronic Transmission Control, Traction Control, Cruise Control and Engine Overspeed Protection



REVOLUTIONARY PROPULSION SYSTEM

The all-new Miller Nitro 6000 series features an innovative twin hydrostatic Danfoss pump system with electronically controlled variable displacement piston drive motors and seamlessly integrated Fairfield Torque-Hub® planetary final drives for the optimum drive performance.

NEW PLANETARY FINAL DRIVES

The new Torque-Hub® planetary final drives deliver high torque and long life, designed to optimize the performance of the Nitro 6000 series.

GREATER TORQUE AT ALL SPEEDS

The new wheel motors provide greater torque at all speeds. From starting out at a standstill, right up to full transport speed, the wheel motors will have the benefit of full torque at all times.

ELECTRONIC CONTROL

The Electronic Controller is fast and responsive, and communicates with the sprayer CANbus network in a seamless integration.

INTEGRATED SPEED LIMITING

The new Integrated Speed Limiting (ISL) feature allows for hydrostatic braking without overspeeding the engine. This system works with active wet disc service brakes in each drive hub for outstanding stopping power and control.

NEW FULL-TIME TRACTION CONTROL

Handle the most challenging field conditions such as mud or soft ground without worry. Each wheel motor's speed sensor directly communicates with the electronic controller to automatically sense potential slippage and prevent wheels from turning faster or spinning out.

4 PROGRAMMABLE SPEED RANGES

The operator is able to set 4 pre-programmed customized speed ranges, with each allowing full travel of the joystick. Common examples may include a slow creep range up to 5 mph for maneuvering in tight places, two working field ranges, and a road transport range.



GREATER TORQUE
A drive system optimized for

TORQUE + TRACTION CONTROL

Optimized for the new Nitro 6000 series!

POWER WHEN YOU NEED IT

The Nitro 6000 series sprayers are powered by proven, reliable Cummins® Tier 4B turbo diesel engines.

Model	Liter	HP	Peak HP
6300	6.7	300	310
6345	8.9	320	345
6500	8.9	380	400



CRUISE CONTROL

The Nitro 6000 series Cruise Control maintains a set speed by automatically adjusting the wheel motor displacement with a simple joystick setting – no buttons to press.

ANTI-STALL FEATURE

The Electronic Control System is integrated into the Engine Control Module to automatically change the hydrostatic control system in the event of an excessive drop in engine rpm, returning to normal operation when the sprayer is through the problem spot.

NEW TIRE/RIM OPTIONS

The newly designed wheel legs have resulted in new tire options, including:

- Goodyear IF380/90R50 170 UltraSpray TL
- Michelin VF380/90R50 175
- Firestone IF380/105R50 177
- Michelin VF420/95R50 177
- Goodyear 480/80R42 166
- Goodyear IF520/85R42 170
- Goodyear 650/75R42 170





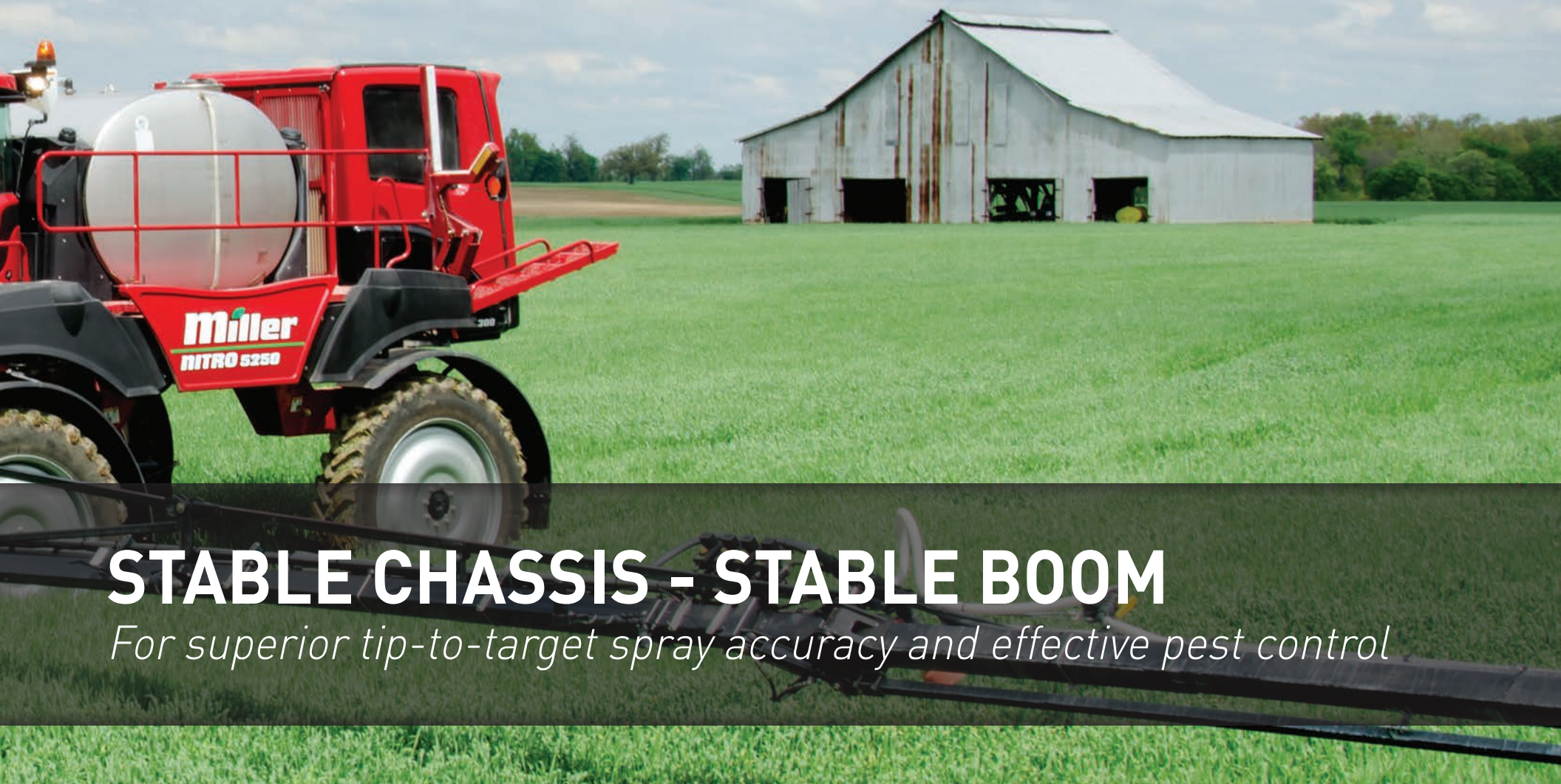
SMOOTH RIDE

Award-winning suspension = smoothest field trip around



SUSPENSION IS ABOUT MORE THAN COMFORT

The Nitro is known for its great ride, but our HydraLink™ system does so much more. It ensures accurate spraying even at high speeds, less overall machine stress and better boom stability. The all-wheel suspension, connected in an X pattern, gives you a great ride in the toughest conditions, meaning you'll be covering more acres in a day—and your teeth won't be rattling at the end of it.




STABLE CHASSIS - STABLE BOOM

For superior tip-to-target spray accuracy and effective pest control

Boom Open	Front Axle	Rear Axle
* Tank Full	46%	54%
* Tank Half Full	48%	52%
* Tank Empty	52%	48%

Nitro 5250, 100' boom, 1000 Gal. Tank
* Fuel and Rinse Tanks Full, both 150 Gal.



MILLER INJECTION TOOLBAR



FEED YOUR CORN – WHERE AND WHEN IT NEEDS IT MOST

The Miller Injection Toolbar applies liquid fertilizer between the corn rows and into the soil root zones. It fuels corn growth by applying liquid nitrogen just before maximum uptake and during critical growth periods prior to tasseling.

NO CROP BURNING

Unlike broadcasting liquid or dry fertilizer or applying NH_3 , the Injection Toolbar incorporates liquid N into the soil to prevent crop burning.

MINIMIZE FERTILIZER LOSS - MANAGE INPUT COSTS

Without sufficient rainfall, 30% of liquid fertilizer may be lost within two weeks of application. With the Injection Toolbar, you can adjust application rates in favorable growing conditions or avoid wasting expensive fertilizer in poor conditions.

ACCURATE DUAL FERTILIZER APPLICATION THAT SAVES TIME AND MINIMIZES COSTS

EASY ON AND OFF — PERFECT FOR SPLIT APPLICATION

The NutraBoss system utilizes a single point hookup on the sprayer boom for fast conversions and minimal cost. Small mounting brackets remain on the boom after the drops are removed, so it's easy to attach and remove them as needed. It's ideal for split applications of nitrogen which enhances nutrient efficiency and yields, and reduces the loss of nutrients due to volatilization or leaching.

LIGHTWEIGHT AND RUGGED CONSTRUCTION

NutraBoss components are constructed of stainless steel for corrosion resistance and long life. Each unit weighs only nine pounds, so there is little weight or fatigue on the boom, allowing for widths up to 120 feet.

MOVES EASILY THROUGH CROPS

The double jointed placement tool design moves easily through the crop canopy so you can use the system at different stages of crop growth.

PLACE NUTRIENTS CLOSER TO THE ROOT ZONE

The dual tube distribution provides more accurate product flow. Nutrient liquid is placed on either side of the plant, closer to the root zone, where it can be readily absorbed by plants.

GOOD FOR YOU AND YOUR CROPS

The NutraBoss system allows you to easily and economically apply fertilizer when your crop is in need of nutrients, and places it exactly where it will do the most good — near the plant at the root zone.



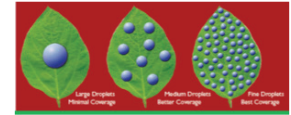
NUTRABOSS
Fertilizer Applicator

PRECISION FARMING

FIELD COMPUTERS & PRECISION FARMING


SPRAY-AIR™

The patented Spray-Air nozzle atomizes droplets to your selected size and drives the spray deep into dense canopies. With the Dial-A-Drop™ control, Spray-Air optimizes droplet size for every application without being impacted by speed or pressure changes. Additional Spray-Air benefits include: incredibly low water volume chemical rate usage, superior canopy penetration and coverage, and universal pesticide compatibility.



INTELLISPRAY™

IntelliSpray is a pulse nozzle system that maintains droplet size as the speed of the sprayer changes, resulting in better coverage and less drift. Features include instant on/off, 36 virtual nozzle groups, turn compensation, and optional individual nozzle control.



RAVEN PRECISION

Nitro sprayers can be fitted with Raven Precision Farming straight from the factory. Raven sets the standard with the Viper 4+, AccuBoom, SmarTrax, and UltraGuide boom leveling systems. However, other options are available. Visit your local Miller dealer to learn more.



Models ▶	NITRO	NITRO	NITRO	NITRO	NITRO
Specs ▼	5225	5250	6300	6345	6500
SprayView Cab	"Ultra Quiet" cab with air ride, pressurization, charcoal filtration, heat/AC, AM/FM/WX w/CD, 2 way tilt/telescope steering wheel, sun visor. Cloth air ride seat, with folding instructional seat. Touch Screen Miller Systems Monitor				
Premium SprayView Cab	All standard SprayView features PLUS Grammer Evolution suede leather seat with air-ride suspension, heated and cooled. Leather wrap steering wheel, Auto Climate Control, Bluetooth XM stereo with 4 speakers, lighted cup holder, deluxe dome lights, X-Grip for cell phone and rear view camera.				
Cummins® Engines	QSB 6.7 Liter Tier 4B		QSL 8.9 Liter Tier 4B		
Horsepower	275	300 (310 bulge)	300 (310 bulge)	320 (345 bulge)	380 (400 bulge)
Fuel Tank / DEF Tank	150 Gallon (568L) / 15 Gallon (56.8L)				
Cooling System	Efficient single pass "stacked top to bottom" (not layered front to back) hydraulically driven fan with reverse option				
Alternator / Batteries	200 amp with 3 heavy duty batteries – one for all electronics and 2 for starting				
Transmission	Torq-Trac® hydrostatic drive system with twin Danfoss heavy duty pumps. Manually Controlled.		Torq-Trac® hydrostatic drive system with twin H1 series Danfoss heavy duty pumps. Electronically Controlled.		
Final Drives	Poclain wheel drive motors. Front / MS13. Rear / MS18	Poclain wheel drive motors. Front / MW14. Rear / MS18	Sauer Danfoss H 1 Series drive motors with Fairfield planetary final drives		
Final Speed	0 – 27.2 mph 0 – 43.8 kph	0 – 26.1 mph 0 – 42 kph	0 – 32 mph 0 – 51 kph		
Steering	Hydrostatic with two steering cylinders. No tie rods.				
2 - Wheel Steering	13.5' (4.1m) radius		15' (4.5m) radius		
Optional 4 - Wheel Steering	2 wheel steer: 17.5' (5.3m) radius / 4 wheel steer: 13.5' (4.1m) radius		2 wheel steer: 21' (6.4m) radius / 4 wheel steer: 15' (4.5m) radius		
Tread Width	120" to 160" (305 to 406 cm) center to center with 380 tires, hydraulic adjustment standard				
HydraLink™ Suspension	4 wheel independent, full suspension travel of 20" (51cm), hydraulic leveling/shock absorbers, auto leveling for each leg				
Ground Clearance	72" (183 cm)	72" (183 cm) to 76" (193 cm)	74" (188 cm) to 76" (193 cm)		
Product Tank Options Poly - SS Stainless Steel	1000 gallon (3785 L) Poly or SS	1000 or 1200 gallon (3785 or 4542 L) Poly or SS	1200, 1400, or 1600 gallon (4542, 5300, or 6056 L) SS Only		
Rinse System	Standard manual controls or optional electric in-cab controls, 150 gallons (568 L) poly tank and 3" Fast Fill connection				
Product Pump Standard	Hypro 9306C - 210 gpm @ 80psi (795 L/min @ 5.5 bar) capacity at the pump				
Product Pump Option	High capacity Hypro 9307CWS - 310 gpm @ 80psi (1,173 L/min @ 5.5 bar) capacity at the pump. With ForceField seal technology				
Foam Marker Option	Injection System - uses water from rinse tank - in-cab controls - 3 gallon (11.3 L) foam concentrate tank				
MonoBeam Boom Options	60, 90/60, 100/60 ft (18, 27/18, 30/18m)	60, 90/60, 100/60, 120/70 ft (18, 27/18, 30/18, 36/21m)	90/60, 100/60, 120/70 ft (27/18, 30/18, 36/21m)		
Truss Boom Options	NA	120/73, 132/73, 135/73 ft (36/22, 40/22, 41/22m)			
Boom Travel	MonoBeam from 22" (56cm) to 118" (300cm) Truss Boom from 30" (76.2cm) to 126" (320.04cm)				
IntelliSpray	Yes - not for the 60' boom		Yes		
Field Computer Options	Raven Viper 4+ and Third Party install kit for Ag Leader, Trimble and John Deere ISObus Platform				
Wheelbase	153" (389cm)			177" (450cm)	
Dimensions (Shipping)	Height: 158" (401cm) Length: 338" (859cm) Width Mono: 145" (368cm) Width Truss: 173" (439.42cm)		160" (406) Length: 363" (922cm) Width Mono: 145" (368cm) Width Truss: 173" (439.42cm)		

Some specs will vary with tire and boom sizes. Miller products are subject to continuous improvement, so changes are possible without notice. All descriptions and specifications in this brochure should be considered as approximate and may include optional equipment and attachments that are not part of the standard specifications. Please refer to your nearest Miller dealer for additional specifications as required. Copyright 2017.



When you see the Miller name, it's our promise that we're providing the very best product we can. From our factory team to field support and down to our Miller dealers, that commitment of excellence stretches through our entire organization and touches every product. We are Miller – trusted since 1899.



CNH Industrial America LLC

511 E. Main Street, PO Box 127
St. Nazianz, WI 54232-0127
920.773.2121 | www.millerstn.com

NH36145356 • 121617 • OTP • PRINTED IN U.S.A.

Nitro Models 5225, 5250, 6300, 6345, and 6500 are available in North America.



Design, materials and/or specifications are subject to change without notice and without liability therefor. Specifications are applicable to units sold in Canada, the United States, its territories and possessions, and may vary outside these areas.

© 2017 CNH Industrial America LLC. All rights reserved. Miller is a trademark registered in the United States and many other countries, owned by or licensed to CNH Industrial N.V., its subsidiaries or affiliates. Any trademarks referred to herein, in association with goods and/or services of companies, other than owned by or licensed to CNH Industrial N.V., its subsidiaries or affiliates, are the property of those respective companies.